

NYSE: **RSHO**

Tema American Reshoring ETF



LISTING DETAILS

Ticker	RSHO
Type	Active Equity ETF
CUSIP	87975E602
Fund Inception Date	05/10/23
Primary Exchange	NYSE Arca

FUND DETAILS

Gross Expense Ratio	0.99%
Net Expense Ratio*	0.75%
Total Net Assets (USD)	9,936,036
Median 30-Day Bid/Ask Spread	0.38%
Number of Holdings	31
Shares Outstanding	360,000
Median Market Cap (USD)	12.0bn
30-Day SEC Yield	0.44%
Investment Adviser	Tema Global Limited
Sub-Investment Adviser	NEOS Investments, LLC
Distributor	Foreside Fund Services, LLC
Currency	USD

*Contractual expense cap for net expense ratio of 0.75% is in effect through 06/30/2024.

FUND MANAGER

Chris Semenuk is a global fund manager with more than 25 years experience, 20 of which were spent managing a \$5bn global equities fund at TIAA, a leading US based financial services company. Chris has a Bachelor's Degree in Economics from Union College in New York State.

About RSHO

The actively managed Tema American Reshoring ETF seeks to provide long-term growth by investing in companies that stand to benefit from manufacturing moving back to US shores.

This long-term process is already leading to the upgrading and securing of supply chains, and reindustrialization, reinvigorating the domestic economy.

The fund will predominantly invest in companies that span sectors such as industrials, transport, infrastructure, materials, and semiconductors.

Why RSHO

Secular Trend



Supply chain disruptions, trade wars and geopolitics are encouraging companies to bring operations back to US shores

Industrial Renaissance



Upgrading America's industrial and infrastructure footprint is creating an uplift in industrial technology, a key sub-theme of reshoring

Bipartisan Support



US government reshoring initiatives, already amounting to over \$1.85tn of spending and growing, have unprecedented bipartisan support and can potentially present large growth opportunities for beneficiaries

Source: The White House

Competitive Advantage



Early movers in reshoring could gain a significant advantage via resilient supply chains and closer proximity to end users

Pure Exposure



The fund conducts deep and comprehensive research, selecting only those businesses that we believe will be the long term winners of the American reshoring trend



Fund Performance

As of 09/30/2023

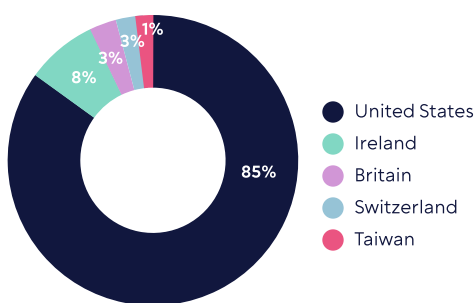
	1 Month	3 Months	YTD	1 Year	3 Years	5 Years	10 Years	Since Inception
Fund NAV	-5.67%	-4.71%	-	-	-	-	-	10.40%
Market Price	-5.94%	-5.02%	-	-	-	-	-	10.71%

Fund inception date: 05/10/2023. The performance data quoted represents past performance. Past performance does not guarantee future results. The investment return and principal value of an investment will fluctuate so that an investor's shares, when sold or redeemed, may be worth more or less than their original cost and current performance may be lower or higher than the performance quoted. Brokerage commissions will reduce returns. For performance data current to the most recent month-end visit temaetfs.com/rsho. Short term performance, in particular, is not a good indication of the fund's future performance, and an investment should not be made based solely on returns.

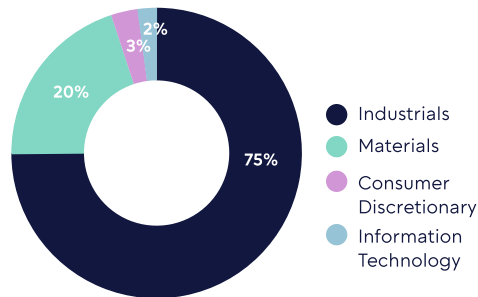
Portfolio Summary

As of 09/30/2023

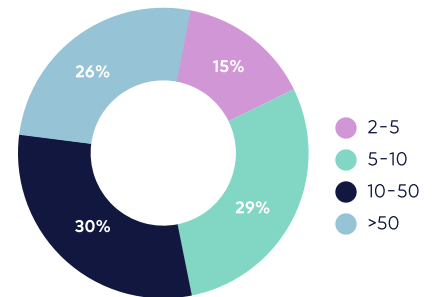
Country weighting



Sector weighting



Market cap bands (\$bn)



Top 10 Holdings

As of 09/30/2023

Ticker	Company name	% of Net assets
ETN US	Eaton Corp PLC	5.6%
AIT US	Applied Industrial Technologies Inc	5.4%
CRH ID	CHR PLC	5.0%
VMC US	Vulcan Materials Co	4.7%
LIN US	Linde PLC	4.6%
ROK US	Rockwell Automation Inc	4.6%
FLR US	Fluor Corp	3.7%
CAT CB	Caterpillar Inc	3.4%
TEX US	Terex Corp	3.3%
CLH US	Clean Harbors Inc	3.3%
		43.4%

Please see website for complete holdings information. Holdings are subject to change. Country weighting relates principally to the domicile of the issuers of the securities held in the ETF. Sector weighting is based on the Global Industry Classification Standard (GICS).



Risk Information

Carefully consider the Fund's investment objectives, risk factors, charges and expenses before investing. This and additional information can be found in the Fund's prospectus or summary prospectus, which may be obtained by visiting www.temaetfs.com. Read the prospectus carefully before investing.

Important Risks

Investing involves risk including possible loss of principal. There is no guarantee the adviser's investment strategy will be successful.

Sector Focus Risk: The Fund may invest a significant portion of its assets in one or more sectors, including Industrials, Materials and Utilities, and thus will be more susceptible to the risks affecting those sectors than funds that have more diversified holdings across several sectors.

The success of the Fund's investment strategy depends in part on the ability of the companies in which it invests to reshore or onshore services to the United States. Companies may face significant legal, financial and political headwinds in the reshoring or onshoring of jobs into the United States, and these factors may be detrimental to performance.

Industrial and Utilities sector companies will likewise be subject to the risks of Government regulation, world events, exchange rates and economic conditions, technological developments and liabilities for environmental damage and general civil liabilities. In addition, many materials companies are significantly affected by the level and volatility of commodity prices, exchange rates, import controls, worldwide competition, environmental policies and consumer demand.

Investing in foreign and emerging markets involves risks relating to political, economic, or regulatory conditions not associated with investments in U.S. securities and instruments. In addition the fund is exposed to currency risk.

ETFs are bought and sold at market price (not NAV) and are not individually redeemed from the Fund. Total Returns are calculated using the daily 4:00pm EST net asset value (NAV). Market price returns reflect the midpoint of the bid/ask spread as of the close of trading of the exchange where Fund shares are listed. Market price returns do not represent the returns you would receive if you traded shares at other times.

Tema Global Limited serves as the investment adviser to Tema American Reshoring ETF (the "Fund"), and NEOS Investments, LLC serves as a sub adviser to the Fund. The Fund is distributed by Foreside Fund Services LLC, which is not affiliated with Tema Global Limited nor NEOS Investments, LLC. Check the background of Foreside on FINRA's BrokerCheck.

For inquiries: info@temaetfs.com

Glossary

30-Day SEC Yield: is a standard yield calculation developed by the Securities and Exchange Commission (SEC) that facilitates fairer comparisons of funds. The figure reflects dividends and interest earned by the securities held by the fund during the most recent 30-day period, net the fund's expenses.

Median 30-Day Bid/Ask: The median 30-day bid/ask spread is the percentage by which the the fund's ask price exceeds its bid price over the the last 30 calendar days.

Reshoring: Reshoring is the process of returning the production and manufacturing of goods back to the company's original country.