


NASDAQ: **CANC**

Tema Oncology ETF



LISTING DETAILS

Ticker	CANC
Type	Active Equity ETF
CUSIP	87975E701
Fund Inception Date	08/14/2023
Primary Exchange	Nasdaq

FUND DETAILS

Gross Expense Ratio	0.99%
Net Expense Ratio*	0.75%
Total Net Assets (USD)	4,865,146
Median 30-Day Bid	0.33%
Number of Holdings	45
Shares Outstanding	210,000
Median Market Cap (USD)	3.6bn
30-Day SEC Yield	0.05%
Investment Adviser	Tema Global Limited
Sub-Investment Adviser	NEOS Investments, LLC
Distributor	Foreside Fund Services, LLC
Currency	USD

*Contractual expense cap for net expense ratio of 0.75% is in effect through 06/30/2024.

FUND MANAGER

David K. Song, MD, PhD, CFA, has led biotechnology and healthcare investment teams throughout his 25-year career at Rockefeller Capital Management, Millennium, and Balyasny. He studied Economics and Biochemistry at Yale, is a medical doctor and has a PhD in Applied Economics from Wharton.

About **CANC**

The actively managed Tema Oncology ETF seeks to provide long-term growth by investing in companies operating in the oncology industry.

Cancer is the second deadliest killer but is on the brink of a revolution in therapeutics and diagnosis. Genetic sequencing and other forces are leading to a productivity surge, with oncology leading the way in new drug approvals.

The growing complexity of scientific discovery, regulation and a surge in investment opportunities requires expertise to navigate this exciting chapter in human development.

Why **CANC**



Impact

Investors can provide capital to companies pioneering cures and early detection of cancer



Innovation

The life sciences industry is still in the early stages of a revolution in oncology innovation – from CAR-T cell therapies to bi-specific antibodies – powered by biological insights and growing capabilities



Research expertise

The fund conducts deep and comprehensive research, in an effort to identify those companies that deliver breakthrough solutions at attractive valuations



Growth

Oncology is an increasingly prioritized therapeutic class with treatment spend expected to grow substantially, driven by an aging population; this secular growth trend also tends to be insulated from economic cycles



Uncorrelated

Performance of many biotechnology companies relies on clinical success which is an uncorrelated source of return



Fund Performance

As of 09/30/2023

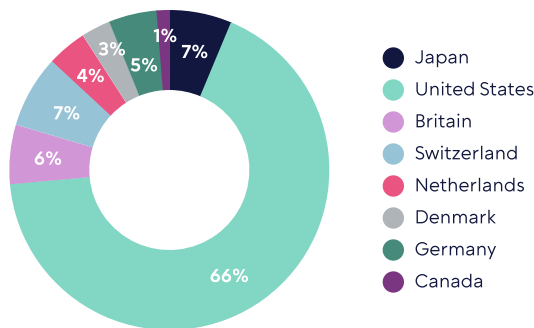
	1 Month	3 Months	YTD	1 Year	3 Years	5 Years	10 Years	Since Inception
Fund NAV	-7.52%	-	-	-	-	-	-	-7.77%
Market Price	-7.60%	-	-	-	-	-	-	-7.76%

Fund inception date: 08/14/2023. The performance data quoted represents past performance. Past performance does not guarantee future results. The investment return and principal value of an investment will fluctuate so that an investor's shares, when sold or redeemed, may be worth more or less than their original cost and current performance may be lower or higher than the performance quoted. Brokerage commissions will reduce returns. For performance data current to the most recent month-end visit temaetfs.com/canc. Short term performance, in particular, is not a good indication of the fund's future performance, and an investment should not be made based solely on returns.

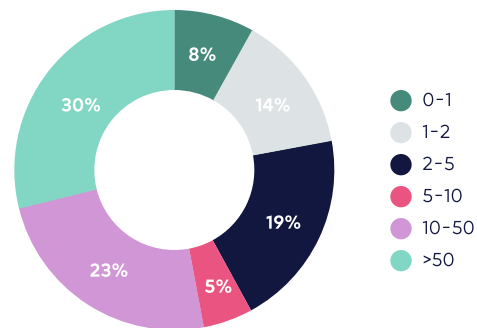
Portfolio Summary

As of 09/30/2023

Country weighting



Market cap bands (\$ Bn)



Top 10 Holdings

As of 09/30/2023

Ticker	Company name	% of Net assets
REGN US	Regeneron Pharmaceuticals Inc	5.3%
MRK US	Merck & Co Inc	4.7%
NOVN SW	Novartis AG	4.4%
ILMN US	Illumina Inc	4.2%
AZN LN	AstraZeneca PLC	4.1%
4568 JP	Daiichi Sankyo Co Ltd	3.9%
ARGX US	Argenx SE	3.2%
IMGN US	ImmunoGen Inc	3.0%
BGNE US	BeiGene Ltd	2.9%
MRTX US	Mirati Therapeutics Inc	2.9%
		38.5%

Please see website for complete holdings information. Holdings are subject to change. Country weighting relates principally to the domicile of the issuers of the securities held in the ETF. Sector weighting is based on the Global Industry Classification Standard (GICS).



Risk Information

Carefully consider the Fund's investment objectives, risk factors, charges and expenses before investing. This and additional information can be found in the Fund's prospectus or summary prospectus, which may be obtained by visiting www.temaetfs.com. Read the prospectus carefully before investing.

Important Risks

Investing involves risk including possible loss of principal. There is no guarantee the adviser's investment strategy will be successful.

Industry Concentration Risk: Because the Fund's assets will be concentrated in an industry or group of industries, the Fund is subject to loss due to adverse occurrences that may affect that industry or group of industries.

Biotechnology Industry Risk: The biotechnology industry can be significantly affected by patent considerations, including the termination of patent protections for products, intense competition both domestically and internationally, rapid technological change and obsolescence, government regulation and expensive insurance costs due to the risk of product liability lawsuits. In addition, the biotechnology industry is an emerging growth industry, and therefore biotechnology companies may be thinly capitalized and more volatile than companies with greater capitalizations.

Oncology Companies Risk: Oncology companies are highly dependent on the development, procurement and marketing of drugs and the protection and exploitation of intellectual property rights. A company's valuation can also be greatly affected if one of its products is proven or alleged to be unsafe, ineffective or unprofitable. The stock prices of oncology companies have been and will likely continue to be very volatile. The costs associated with developing new drugs can be significant, and the results are unpredictable. Newly developed drugs may be susceptible to product obsolescence due to intense competition from new products and less costly generic products. Moreover, the process for obtaining regulatory approval by the U.S. Food and Drug Administration or other governmental regulatory authorities is long and costly and there can be no assurance that the necessary approvals will be obtained or maintained.

Investing in foreign and emerging markets involves risks relating to political, economic, or regulatory conditions not associated with investments in U.S. securities and instruments. In addition, the fund is exposed to currency risk.

ETFs are bought and sold at market price (not NAV) and are not individually redeemed from the Fund. Total Returns are calculated using the daily 4:00pm EST net asset value (NAV). Market price returns reflect the midpoint of the bid/ask spread as of the close of trading of the exchange where Fund shares are listed. Market price returns do not represent the returns you would receive if you traded shares at other times.

Tema Global Limited serves as the investment adviser to Tema Oncology ETF (the "Fund"), and NEOS Investments, LLC serves as a sub adviser to the Fund. The Fund is distributed by Foreside Fund Services LLC, which is not affiliated with Tema Global Limited nor NEOS Investments, LLC. Check the background of Foreside on FINRA's BrokerCheck.

For inquiries: info@temaetfs.com

Glossary

30-Day SEC Yield: is a standard yield calculation developed by the Securities and Exchange Commission (SEC) that facilitates fairer comparisons of funds. The figure reflects dividends and interest earned by the securities held by the fund during the most recent 30-day period, net the fund's expenses.

Median 30-Day Bid/Ask: The median 30-day bid/ask spread is the percentage by which the the fund's ask price exceeds its bid price over the the last 30 calendar days.